

# Gas Cooktops

## 300 Series

NGM3050UC – 30"  
NGM3650UC – 36"

## 500 Series


NGM5058UC – 30"  
NGM5658UC – 36"

## 800 Series


NGM8058UC – 30"  
NGM8658UC – 36"

## Benchmark® Series

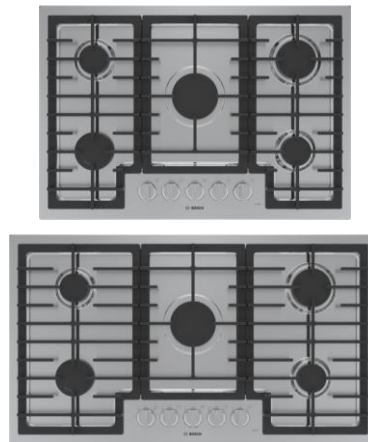
NGMP058UC – 30"  
NGMP658UC – 36"




- 16K max BTU performance
- Stainless color metal knobs
- Continuous, cast iron grates
- FlameSafe device on each burner
- LP kit included
- ADA compliant



NGM3051UC – 30" 4 Burner



- + OptiSim® burner
- + Single burner "on" indicator light
- + Low profile maintop





- + FlameSelect technology
- + 17K max BTU performance
- + Dual flame ring burner
- + Individual knob illumination with residual heat indicators
- + Dishwasher safe, cast iron grates

*Black with BSS Knobs:*



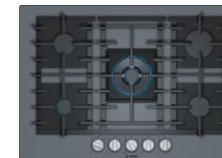
NGM8048UC – 30"



- FlameSelect technology
- + 18K max BTU performance
- + Black glass control panel
- + LED digital display for power level & residual heat indicators

*Gray Tempered Glass Surface:*

- 14.3K max. BTU performance
- + Countertop or flush installation



NGMP077UC – 30"



NGMP677UC – 36"

# 36" Legacy Gas Cooktops

## Features

### 800 Series

NGM8656UC – SS  
NGM8646UC – BSS

### Benchmark® Series

NGMP656UC – SS

### Automatic Burner Re-Ignition



- Featured on all Legacy cooktop burners
- Provides the peace of mind that gas isn't leaking into the kitchen if a burner is extinguished

### OptiSim® Burner



- Allows for simmering performance as low as 850 BTUs
- OptiSim® Cap fits on the 5500 BTU burner (rear right burner)

### Benchmark® Dual-Stacked Burner



- High efficiency burner that offers great performance flexibility
- 2 "stacked" rings of 15K BTU and 5K BTU can be used independently or together



- 19K max. BTU performance
- Automatic burner re-ignition
- OptiSim® burner
- 1 Burner indicator light
- LP kit included
- ADA compliant

### *Black Stainless Model:*

- Porcelain enamel surface
- Black stainless steel knobs

- + 20K max. BTU performance
- + Dual-stacked, hi/lo burner
- + LED indicator lights on all knobs

# Gas Rangetops

30" 4-Burner

RGM8058UC



36" 6-Burner

RGM8658UC



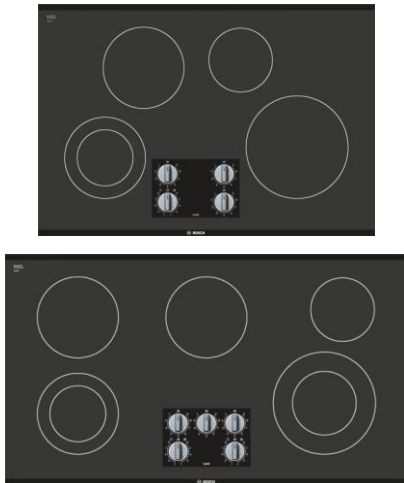
- + 18K BTU Dual Flame Ring power burner
- + Two 12K BTU large burners
- + 47K total BTU load on high efficiency burners
  - OptiSim® burner
  - Dishwasher safe, cast iron grates
- + Porcelain enamel surface
- + Front, metal control knobs
  - FlameSafe device on each burner
  - LP Kit included

- + Two 18K BTU Dual Flame Ring power burners
- + Three 12K BTU large burners
- + 77K total BTU load on high efficiency burners

# Electric Cooktops

## 500 Series

NEM5066UC – 30"  
NEM5666UC – 36"



- Stainless steel color knobs (PBT)
- Dual ring element (2 on 36")
- Heat indicator
- 9" – 2500 W element
- Frameless design

## 800 Series

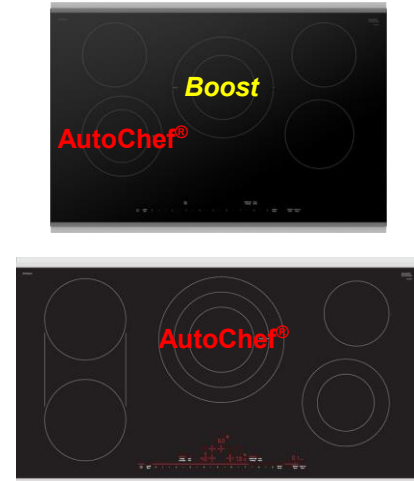
NET8069UC / NET8069SUC\* – 30"  
NET8669UC / NET8669SUC\* – 36"



- + PreciseSelect® touch controls
- + True bridge element
- + 9" – 3600 W dual ring element
- + SpeedBoost®
- + Framed or Frameless design options

## Benchmark® Series

NETP069SUC – 30"  
NETP669SUC – 36"




- + 5 Burner 30" unit
- + AutoChef®
- + Count-up timer
- SpeedBoost® (30" only)
- + 2 Dual ring elements (30" only)
- + 1 Dual ring & 1 Triple ring elements (36" only)
- True bridge element (36" only)
- + PowerStart® (36" only)
- Framed design

\* Model numbers NET8069SUC and NET8669SUC indicate Framed design

# Induction Cooktops

## 500 Series

NIT5060UC – 30"  
NIT5660UC – 36"



- 17 heat settings
- 11" – 3600 W element (30")
- 12" – 5400 W dual ring element (36")
- SpeedBoost®
- PreciseSelect® control
- Frameless design

30 Amp Breaker—30"  
40 Amp Breaker—36"

## 800 Series

NIT8060UC / NIT8060SUC\* – 30"  
NIT8660UC / NIT8660SUC\* – 36"



- + PreciseSelect® 2.0 controls
- + AutoChef® frying sensor
- + ShortBoost
- + Count-up timer
- + Home Connect® / Hood Control
- + Framed or Frameless design options

30 Amp Breaker—30"  
40 Amp Breaker—36"

## Benchmark® Series

NITP060UC / NITP060SUC\* – 30"  
NITP660UC / NITP660SUC\* – 36"



- + FlexInduction® elements  
(1 on 30" & 2 on 36" models)
- + PowerMove®
- PreciseSelect® 2.0 controls
- AutoChef® frying sensor
- ShortBoost
- Count-up timer
- Home Connect® / Hood Control
- Framed or Frameless design options

30 Amp Breaker—30"  
50 Amp Breaker—36"

\* Model numbers with an S indicate Framed design

# 24" Cooktops

## Gas – 300 & 500 Series


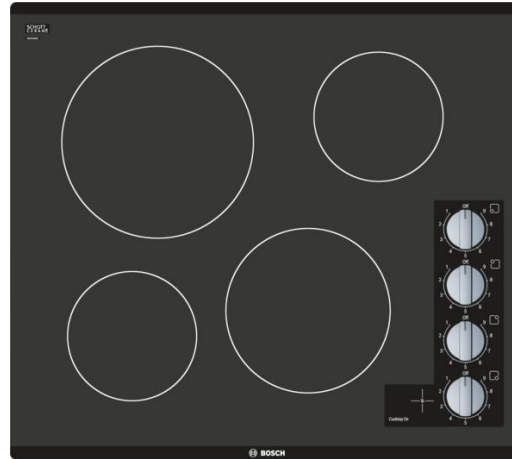

NGM3450UC – 300S  
NGM5458UC – 500S

## Electric – 500 Series

NEM5466UC – 24"

## Induction – 500 Series

NIT5460UC – 24"



- 10,300 max BTU performance
- Stainless color metal knobs
- Continuous, cast iron grates
- FlameSafe device on each burner
- LP kit included
- ADA compliant
- Approved for installation over 24" wall ovens and **all** Bosch Speed Ovens

- 8" – 2200 W element
- 6" – 1850 W element
- Residual heat indicator
- Stainless steel color knobs (PBT)
- Ceramic glass surface

- 17 heat settings
- PreciseSelect® touch controls
- 11" – 3600 W element
- SpeedBoost®
- ADA compliant